

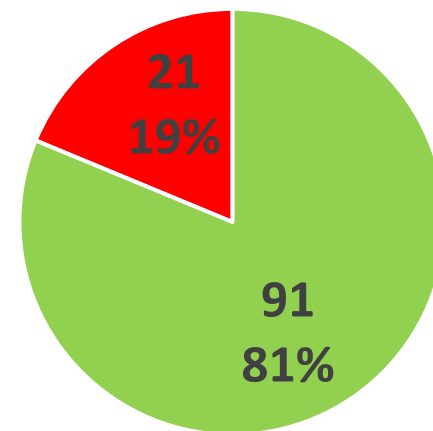
Arms Trade Treaty: Status of Reporting

Initial report

Global statistics 2015-2024

	No.	%
States Parties	113	
Initial Reports due	112	99% of States Parties
Initial Reports submitted	91	81% of States Parties due to report
Initial Reports due but <u>not</u> submitted	21	19% of States Parties due to report

Initial Reports



- States Parties that should have submitted an IR and DID
- States Parties that should have submitted an IR and DID NOT

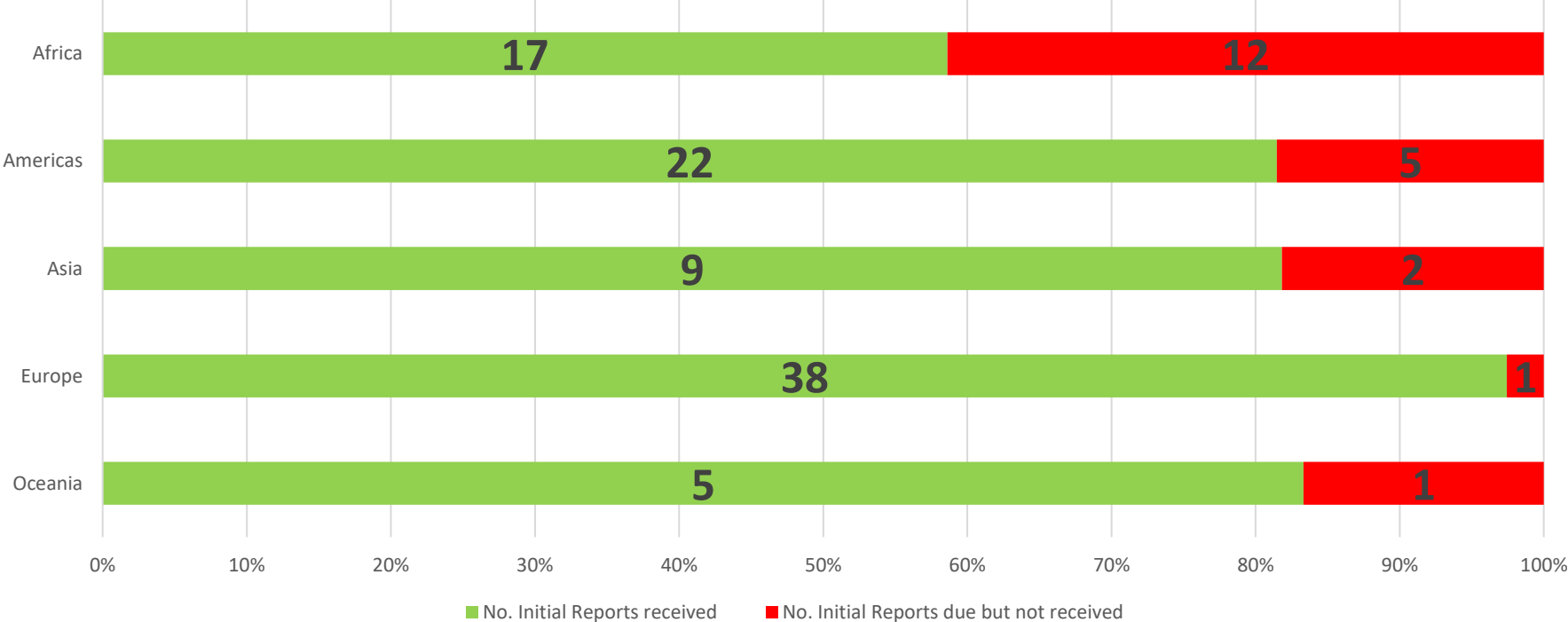
Initial report

Global statistics (cont.)

	No.	%
Initial Reports submitted on time	42	46% of Initial Reports submitted
Initial Reports not made public	21	23% of Initial Reports submitted
Format of reports	78	86% use endorsed reporting template
No. of updated Initial Reports	6	

Initial report

Regional statistics



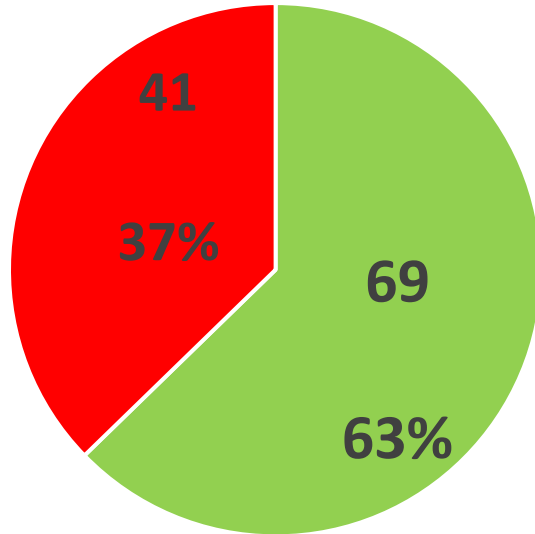
Annual report

Global statistics 2015-2022

Year	Annual Reports due	Annual Reports submitted (and due)	Annual Reports submitted (and not due)	Annual Reports due but <u>not</u> submitted
2015	61	53 (87%)	5	8 (13%)
2016	75	59 (79%)	2	16 (21%)
2017	89	65 (73%)	-	24 (27%)
2018	92	69 (75%)	1	23 (25%)
2019	97	72 (74%)	1	25 (26%)
2020	105	71 (68%)	-	34 (32%)
2021	110	74 (67%)	-	36 (33%)
2022	110	69 (63%)	-	41 (37%)

Annual report

Calendar year 2022 update



■ Annual reports received

■ Annual reports due but not received

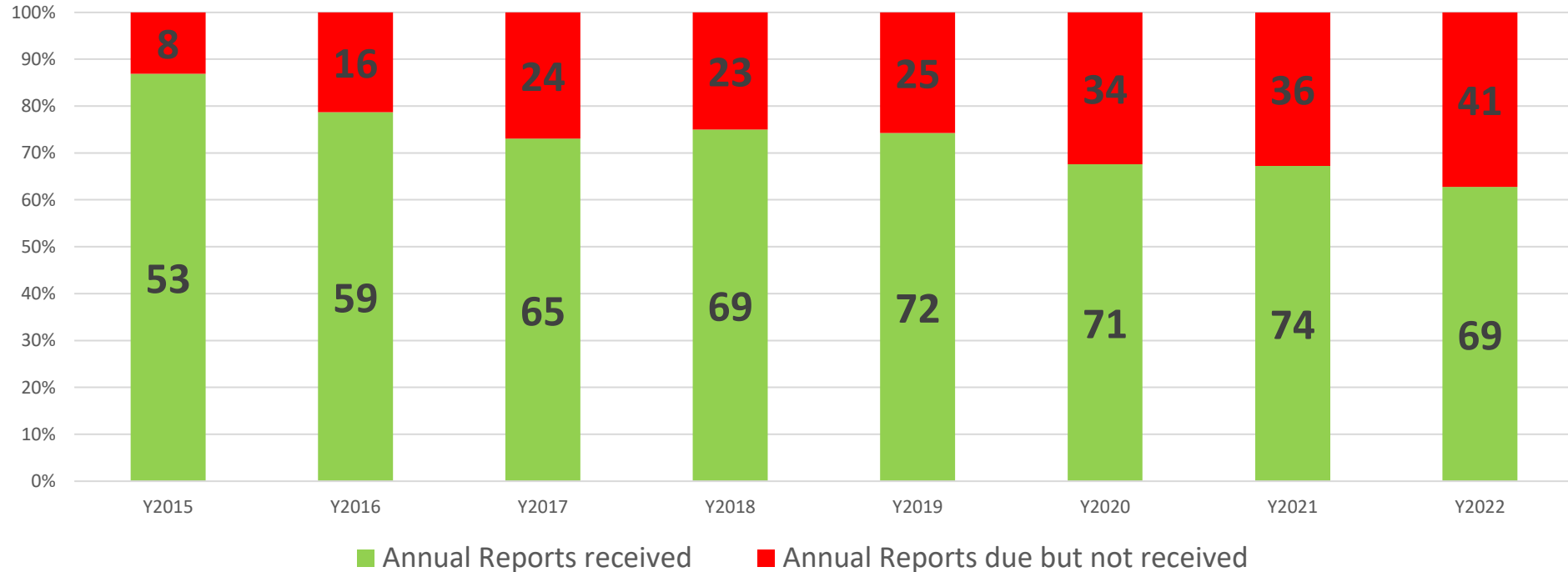
Progress since CSP9: **five** additional reports received

Status **2021** reports in February 2023: **68** reports received

Annual report

Global statistics 2015-2022

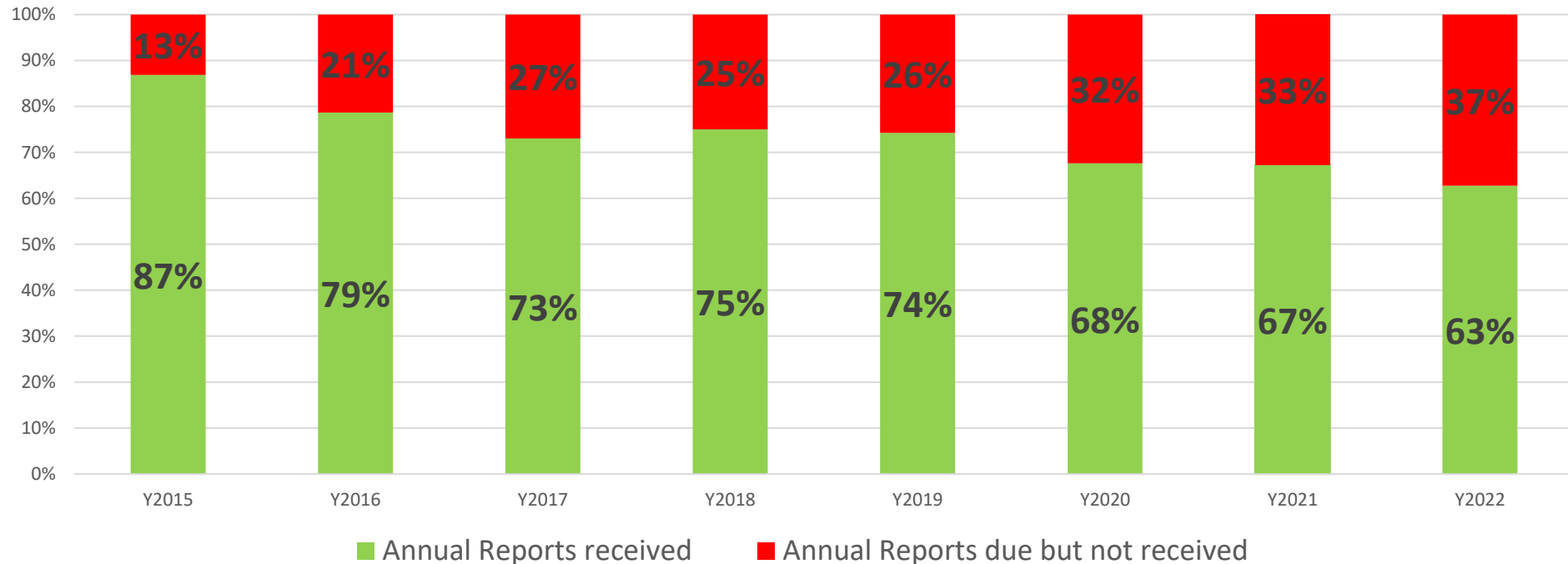
Overview of Annual Report submissions (by no.)



Annual report

Global statistics 2015-2022

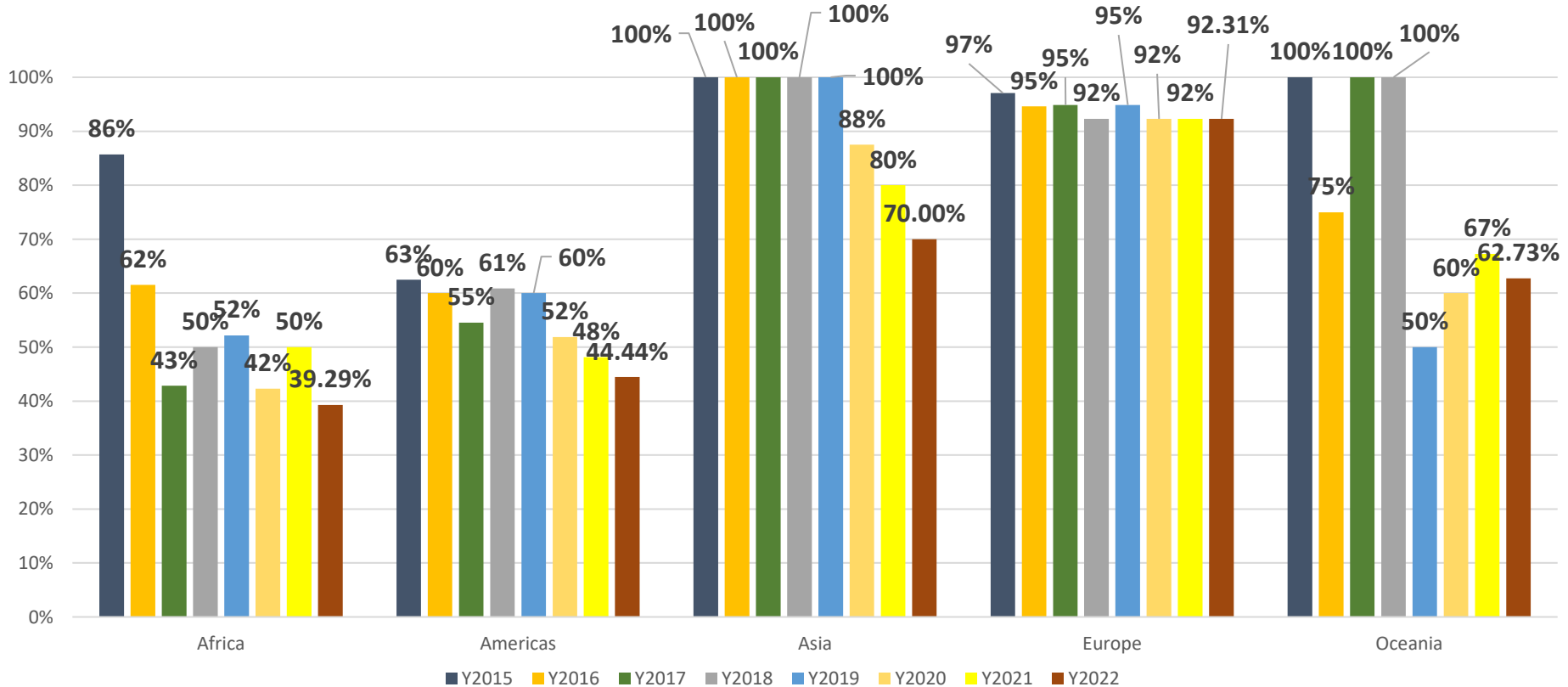
Overview of Annual Report submissions (by %)



Annual report

Regional statistics 2015-2022

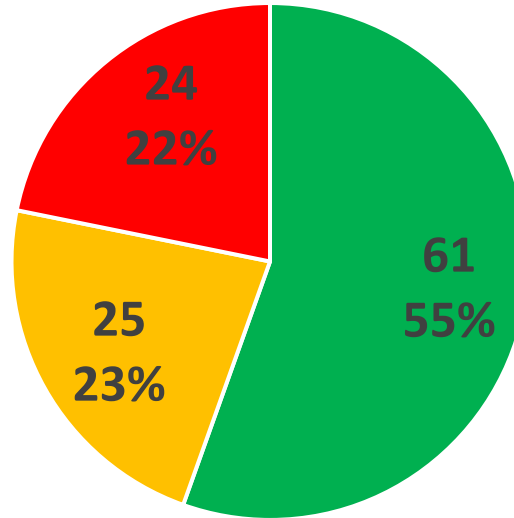
Percentage of States Parties that should have reported and DID (by region)



Annual report

Full, partial and non-submission rates 2015-2022

February 2024

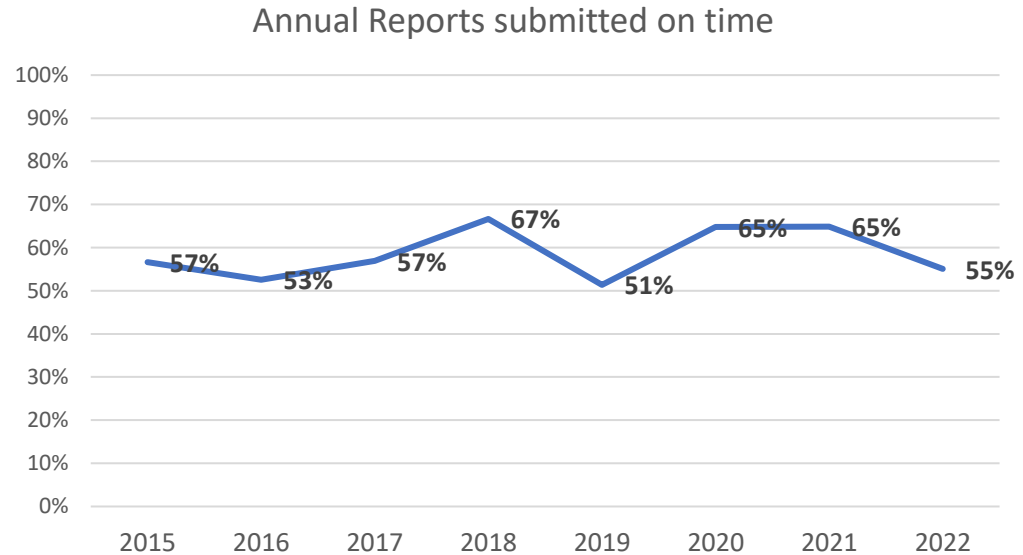


■ All Annual Reports submitted ■ Some Annual Reports submitted ■ No Annual Reports submitted

Annual report

Annual Reports submitted on time (< 7 days of 31 May deadline)

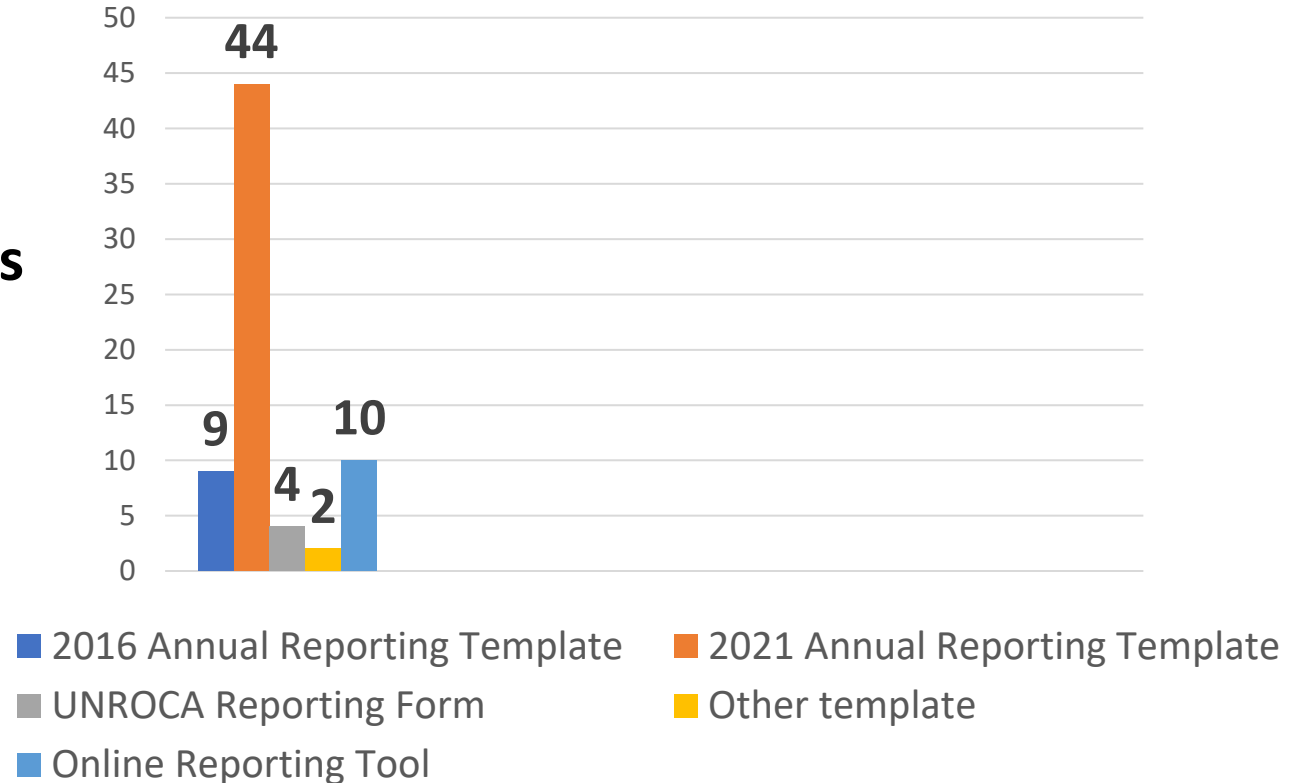
Year	Annual Reports submitted (and due)	Annual Reports submitted on time (< 7 days of 31 May deadline)
2015	53	30 (57%)
2016	59	31 (53%)
2017	65	37 (57%)
2018	69	46 (67%)
2019	72	37 (51%)
2020	71	46 (65%)
2021	74	48 (65%)
2022	69	38 (55%)



Annual report: Format

Calendar year 2022

**69 annual reports
submitted**



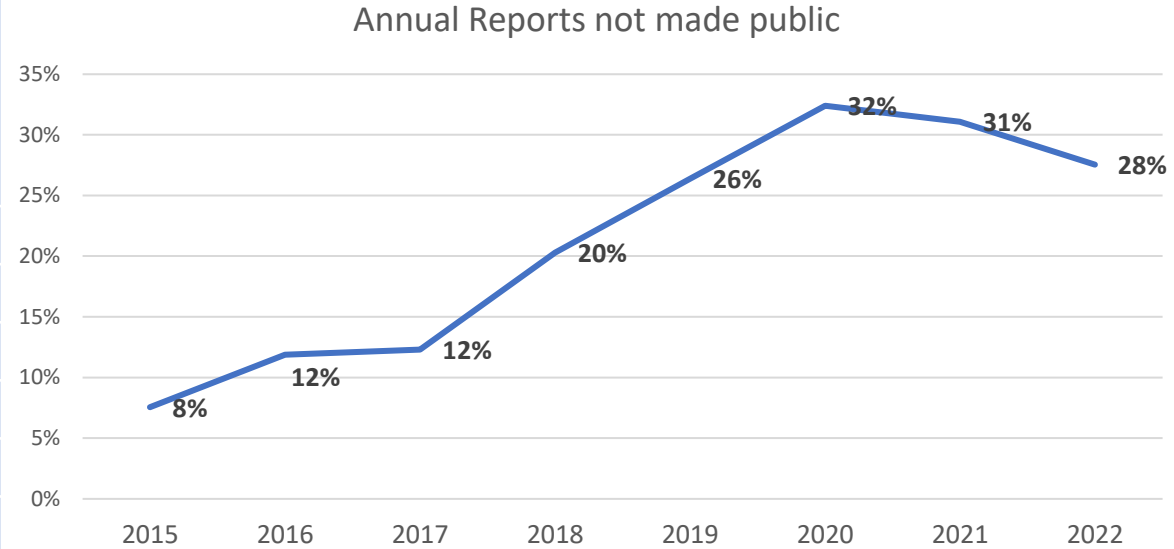
Annual report: Format

Use of online reporting tool 2018-2022

Year	Annual Reports submitted (and due)	Online reporting tool	Reports uploaded via tool
2018	69	13 (19%)	n/a
2019	72	11 (15%)	n/a
2020	71	12 (17%)	6
2021	74	10 (13%)	5
2022	69	10 (14%)	3

Annual report: Availability 2015-2022

Year	Annual Reports submitted (and due)	Annual Reports not made public
2015	53	4 (7%)
2016	59	7 (12%)
2017	65	8 (12%)
2018	69	14 (20%)
2019	72	19 (26%)
2020	71	23 (32%)
2021	74	23 (31%)
2022	69	19 (28%)



Annual reports to UNODA 2021-2022

Annual Reporting Template
endorsed at CSP7:

“The United Nations Office for Disarmament Affairs (UNODA) may use the relevant information in this Annual Report as a basis for the reporting State’s report to the United Register on Conventional Arms (UNROCA)”

Year	Annual Reports submitted	Annual Reports authorized for use by UNODA (to date)
2021	74	29 (39%)
2022	69	32 (46%)

End